



How to register for a Pro Circuit IPIN – www.itftennis.com/ipin

This simple step-by-step guide will assist you to register for your IPIN via the ITF Tennis website. Please note that before commencing the registration process you should check that your email security settings are set to allow emails from itftennis.com otherwise you may find that you do not receive important automated emails that will be sent.

If you are having difficulty in registering for your IPIN or experience trouble with the website after reading this document, please contact the ITF via e-mail: ipin@itftennis.com



STEP 1

Go to the ITF Tennis IPIN website, which is www.itftennis.com/ipin (see picture below). To move to the next step, click on the following link –

Welcome to the ITF IPIN Website!

The IPIN website is available in three languages: English, French and Spanish – click on the appropriate flag in the header bar above.

ALL players competing in ITF Junior, Pro Circuit and ITF NEC Wheelchair tournaments require an IPIN membership. From 2012, an IPIN will also be required for players on the ITF Seniors Circuit (over 35 age groups) and memberships for Seniors will be available from May 2011. Please do not attempt to register for a Seniors IPIN before this time.

Players who register for IPIN Membership will receive their IPIN (International Player Identification Number) which will remain the same throughout their career as they play on the ITF Juniors Circuit and ITF Pro and Seniors Circuits, or compete on the ITF NEC Wheelchair Tennis Tour.

Your annual membership will be valid from the date of registration/renewal until 31st December of the same year. However, if you register during the months of November or December, your membership will be valid for the remainder of the current year *and* the whole of the following year.

Players are then required to renew their IPIN Membership and pay the appropriate fee every calendar year.

IPIN Membership registrations/renewals for 2011 can be made online from November 1st.

To learn more about IPIN please make a selection from the menu bar above paying particular attention to the Frequently Asked Questions (FAQs) section.

[If you are a player, click here to register for your IPIN Membership](#)

Login to the IPIN Online Service

If you have registered for your IPIN Membership click on the link below to login.

[Login](#)

Important Information for Players

All players will be uniquely identified by their IPIN, which is created when a player's details are first entered into the ITF database.

The ITF Junior, Pro Circuits and NEC Wheelchair Tennis Tour regulations require all players to present a valid IPIN to the Tournament Supervisor or Director on-site. Failure to do so could result in the rejection of your entry.

All players who play on the ITF Junior, Pro Circuit or NEC Wheelchair Tennis Tour must have registered for an IPIN Membership. Once players have registered successfully they will be given access to the IPIN online service which enables Junior and Pro Circuit players to manage their playing schedule online using the entry/withdrawal feature as well as view and pay their code of conduct fines online. Players in the ITF NEC Wheelchair Tennis Tour will be able, amongst other benefits, to review their up to date code of conduct record and the latest tournament calendar information.

The annual IPIN Membership fee is **US\$20** for NEC Wheelchair Tennis Tour players, **US\$30** for Juniors Circuit players and **US\$55** for Pro Circuit players, payable online by credit card during the registration process.

[Please click here to register for your IPIN Membership](#)

STEP 2

Choose the appropriate language that you would like to view the website in.

Welcome
Choose a language...


[English](#)

Bienvenue
Choisissez une langue...


[Français](#)

Recepción
Elija una lengua...


[Español](#)

ipin international player identification number

[Terms and Conditions](#) [Privacy Policy](#) [Contact Us](#)



STEP 3

Click on the following link to continue the IPIN registration process

The screenshot shows the IPIN website interface. At the top, there is a barcode and the IPIN logo. Below the logo, it says "Online Services provided by the International Tennis Federation" and the ITF logo. The main content area is divided into several sections:

- Welcome to IPIN:** A text block explaining the IPIN (International Player Identification Number) and its purpose. It mentions that all players who wish to compete in ITF Junior Circuit, ITF Pro Circuit or ITF NEC Wheelchair Tennis Tour tournaments are required to have a current IPIN Membership. It also states that IPIN Membership provides access to the IPIN Online Service which helps you to manage your tennis career and keeps you up-to-date at all times! Pro Circuit players can also use the service to manage their tournament entries online. It notes that you can obtain your IPIN Membership by paying the annual registration fee.
- Login:** A form with fields for "ipin:" and "Password:", a "Login" button, and a "Register" link. There is also a link for "Forgotten your ipin / password?".
- Current Notices:** A section with three sub-sections:
 - IPIN For Seniors Circuit:** A notice that IPIN for Seniors (over 35 age groups) will be available from May 2011 onwards. Do not attempt to register for a Seniors IPIN before this time. A notice will be posted here when the system is ready to accept Seniors Tennis applications.
 - IPIN Membership:** A notice that to renew your IPIN Membership simply login to your IPIN account and follow the instructions to register for 2011.
 - Membership Expiry Dates:** Two bullet points: "* Registrations/renewals made between 01 January – 31 October will expire on 31 December of the current year." and "* Registrations/renewals made between 01 November – 31 December will expire on 31 December of the following year."

At the bottom of the main content area, there is a link: "Please make sure you understand when your IPIN membership will expire before continuing." Below this link is a red circle around the text: "Click here to register for your IPIN membership now!". Below the circle is another link: "For more information click here".

At the bottom of the page, there is a footer with the IPIN logo, the text "international player identification number", and the ITF logo. Below the footer, there is a small text: "IPIN v3.5 © International Tennis Federation. Terms and Conditions Privacy Policy Contact Us".

STEP 4

The next screen asks you to input your e-mail address. It must be a valid e-mail address as an automated e-mail will be sent to you to verify your e-mail and continue with the process. An e-mail address can only be used once in registering an IPIN, so if you are trying to register IPINs for multiple people, you will need to create separate e-mail addresses for each player.

The screenshot shows the IPIN website interface for the registration process. At the top, there is a barcode and the IPIN logo. Below the logo, it says "Online Services provided by the International Tennis Federation" and the ITF logo. The main content area is divided into two sections:

- Register for your IPIN Membership:** A section with a heading "Please enter your email address". It contains a text block explaining that all messages relating to your IPIN Membership will be sent to the email address you specify. It strongly recommends using an email account which provides you with access to your messages from anywhere in the world. It also states that before submitting your email address, you should save the ipin@itftennis.com email address in your email address book. This will ensure that your email account supplier will accept all IPIN emails sent from the ITF. Doing this now will reduce the chances of you having problems in registering for your IPIN Membership. Below the text block, there is a text input field labeled "Email" and a "Submit" button. A red circle highlights the "Email" input field and the "Submit" button.
- Step 1 Verify Your Email:** A vertical list of steps:
 - Step 1 Verify Your Email
 - Step 2 Search for Your Details
 - Step 3 Select Your Player Record
 - Step 4 Confirm Personal Details
 - Step 5 Set Up Account Security
 - Step 6 Enter Contact Details
 - Step 7 Select Circuit Category (Optional)
 - Step 8 Player Welfare Statement
 - Step 9 Payment

At the bottom of the page, there is a footer with the IPIN logo, the text "international player identification number", and the ITF logo. Below the footer, there is a small text: "IPIN v4 © International Tennis Federation. Terms and Conditions Privacy Policy Contact Us".



This screen will then be viewed for information purposes only

Register for your IPIN Membership

Email Address Verification

You will shortly receive an email confirming that your email account is active and ready to receive **ipin** notifications.

Please check your email account and follow the instructions outlined in this email to guide you through the next stages of the **ipin** Membership registration process.

Step 1 Verify Your Email
Step 2 Search for Your Details
Step 3 Select Your Player Record
Step 4 Confirm Personal Details
Step 5 Set Up Account Security
Step 6 Enter Contact Details
Step 7 Select Circuit Category (Optional)
Step 8 Player Welfare Statement
Step 9 Payment

ipin international player identification number

IPIN v4 © International Tennis Federation. [Terms and Conditions](#) [Privacy Policy](#) [Contact Us](#)

STEP 5

Within a few minutes, you should receive an e-mail from the IPIN service asking you to verify your e-mail address. Open the e-mail and click on the link provided.

Cc:
Subject: IPIN - Please confirm your email address

Automated Message from The International Tennis Federation, London.

Register for your IPIN Membership

This email has been sent to you to validate the email address you provided during the IPIN registration process.

Click the link below to return to the ITF website and continue the IPIN registration process.

<http://ipin-frontend-uat/newregister/emailreturn.asp?regid=60246&CRC=0x0000eb56>

If you cannot click on this link, please copy and paste the entire link shown above into your web browser address bar.

This message has been generated automatically. Please do not reply directly to it. If you have a query regarding the IPIN Online Service please visit the IPIN website <http://ipin.itftennis.com> or contact the ITF by email, outlining your query. Contact details for all ITF Tennis Circuits are given on the IPIN website. Please indicate whether you play on the ITF Junior Circuit, ITF Pro Circuit, ITF Seniors Circuit or NEC Wheelchair Tennis Tour.

If due to the settings of your email Inbox you cannot click on this link, please type in full or copy and paste the entire link into the web browser address bar.



STEP 6

The e-mail link will now take you back to the IPIN registration page and ask you to complete the following fields – Family Name (Only 1st letter in Upper Case), Gender, Nation and Date of Birth. Press the “Submit” button once you have completed these fields. Please **do not** input â, â, ñ, é, ö or any other letter that is not part of the English alphabet.

Register for your IPIN Membership

To register for your **ipin** Membership, please enter your details below and click 'Submit'. If you are currently a tennis player on the ITF Junior, Pro Circuit, ITF Seniors or NEC Wheelchair Tennis Tour and are in our database, we will try to find your player record.

Please enter your personal details

Family Name:

Gender:

Nation:

Date of Birth:

Alternatively enter your IPIN

ipin:

Step 1 Verify Your Email
Step 2 Search for Your Details
Step 3 Select Your Player Record
Step 4 Confirm Personal Details
Step 5 Set Up Account Security
Step 6 Enter Contact Details
Step 7 Select Circuit Category (Optional)
Step 8 Player Welfare Statement
Step 9 Payment

ipin international player identification number

IPIN v4 © International Tennis Federation. [Terms and Conditions](#) [Privacy Policy](#) [Contact Us](#)

STEP 7 – Only if your player record is not found (if your player record is found, go to Step 8) After you press the submit button, you might receive a message saying that your player record cannot be found, which is normal if you haven't played in an ITF Circuit tournament before or have been inactive as a tennis player for approximately 18 months+. See below for the message you will receive.

Your player record could not be found

We were not able to find any players in our database who match the information you supplied in the search form.

You can also try one of the following options:

[Search again for your player record.](#)

If you have thoroughly searched through our player database and have not been able to find details of your player record, then you can request an **ipin** be created for you.

[Request an ipin.](#)

ipin international player identification number

IPIN v4 © International Tennis Federation. [Terms and Conditions](#) [Privacy Policy](#) [Contact Us](#)




If your player record is not found, click on the “Request an IPIN” link at the bottom of the message to move to the next screen.



Next screen:

Request an IPIN	Step 1 Verify Your Email Step 2 Enter Personal And Contact Details Step 3 Finish
<p>Please provide us with your personal and contact details below which will provide us with enough information to find your ipin details on our system or to create a new ipin record for you.</p> <p>The information that you provide will only be used by the ITF and authorised affiliated organisations in relation to your participation in ITF Junior, Pro Circuits, Seniors and ITF NEC Wheelchair Tennis Tour tournaments.</p> <p>Email addresses and phone numbers of players on the ITF Seniors Circuit (over 35 years old) will be released at the Entry Deadline to the official Tournament Organisers of ITF Seniors Circuit Tournaments entered by those players.</p> <p>We take your privacy very seriously and we will not pass any personal details (including your e-mail address) to any 3rd party without your explicit consent. Please see our Privacy Policy for full details on how we process your personal information.</p> <p>* indicates a required field.</p>	
Personal Details	
Email:	ig011@itftennis.com
Given Name:	Lucas *
Family Name:	Smith *
Gender:	Male *
Date of Birth:	13 Sep 1956 *
Nation:	Australia *
Check this box if you play on the NEC ITF Wheelchair Tennis Tour and require a Wheelchair IPIN.:	<input type="checkbox"/>
Contact Details	
Primary Residence:	Upper Richmond Road 12 *

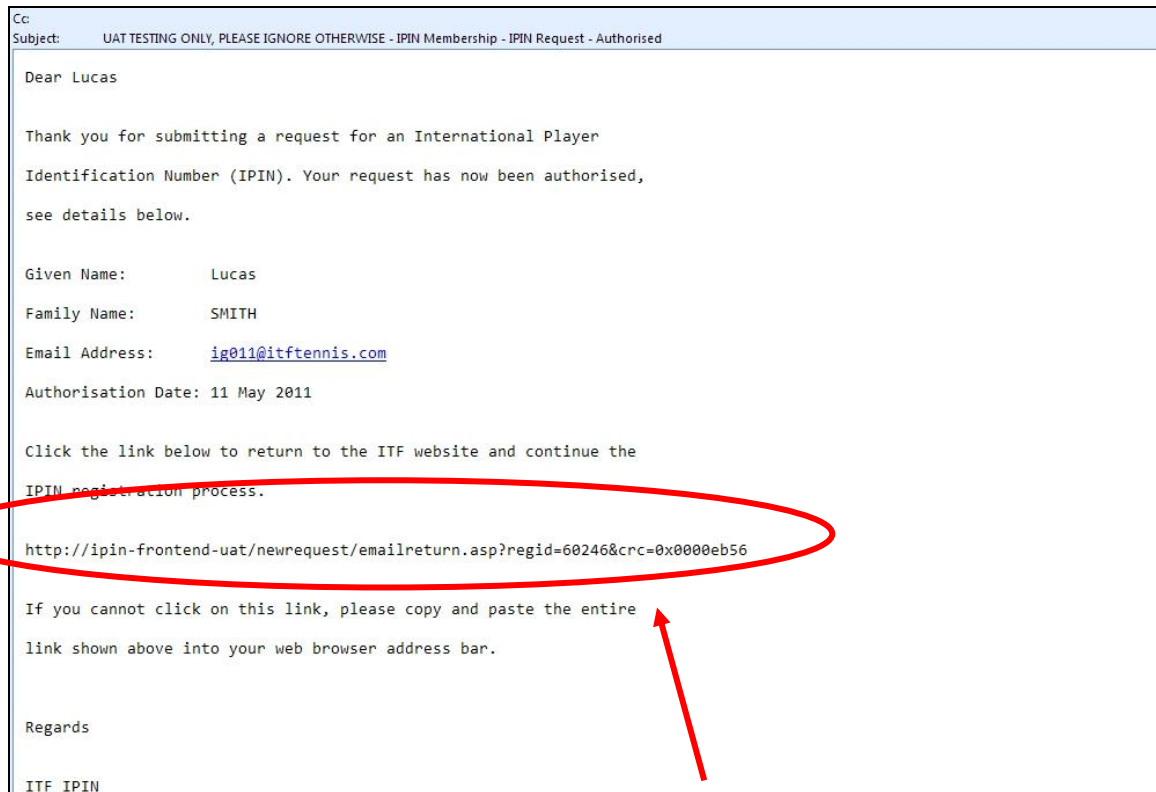
Complete the form to request an IPIN, completing each field that is marked with an (*) and click the submit button at the bottom of the page. Please note only 1st letter of First/Given name and Family name should be in Upper Case.

	Online Services provided by the International Tennis Federation	
Request an IPIN	Step 1 Verify Your Email Step 2 Enter Personal And Contact Details Step 3 Finish	
<p>Thank you for submitting your details. The information that you have supplied will be verified by a member of the ITF staff.</p> <p>If you submit the request after 1700hrs (UK time) on a Friday, the request will not be authorised before 0900hrs (UK time) on the following working day.</p> <p>You will shortly receive an email with instructions on how to continue registering for your IPIN Membership.</p> <p>Should you need to contact the ITF regarding your ipin Membership, you can do so by email. Contact details for all ITF Tennis Circuits are given on the IPIN website. Please indicate whether you play on the ITF Junior, Pro Circuit, Seniors Circuit or the NEC Wheelchair Tennis Tour.</p>		
		
IPIN v4 © International Tennis Federation. Terms and Conditions Privacy Policy Contact Us		

You will now see a message saying that your request for an IPIN has been received and that your request will be answered shortly (screenshot above).



Your request for an IPIN may take up to 72 hours to be processed depending on the time of week that you submit your request for your IPIN.



Once you have received the e-mail confirmation (above) from the ITF saying your request has been confirmed, follow the instructions in the e-mail and go to Step 10 and continue from there.



STEP 8 – If your player record is found

Once you have completed the fields in Step 6 and your player record has been found, you should see a message similar to the one below.

The screenshot shows the 'Register for your IPIN Membership' page. It features a table with one row of player records. The 'Select' column contains a radio button, which is circled in red. An arrow points from this radio button to the 'Submit' button, which is also circled in red. Below the table, there is a 'Submit' button and a 'Cancel' button. The 'Submit' button is circled in red. Below the buttons, there is a section titled 'You can also try one of the following options:' with two paragraphs of text. The first paragraph says: 'If you cannot find your player record in the above list, and you think that your details should already be on file, then you can try your search again. Ensure that the details you entered in the search form were correct and that you included your family name (surname) only on the search form. [Search again for your player record.](#)' The second paragraph says: 'If you have thoroughly searched through our player database and have not been able to find details of your player record, then you can request an [ipin](#) be created for you. [Request an ipin.](#)'

Select	Name	Date of Birth	Last Tournament
<input type="radio"/>	SIEBERT, Gunther	04 April 1926	35th European International Championships, AUT (Grade 1) 22 Jan 2011 - Main Draw Singles, Final defeated by Angelo SALA (ITA)

1 player record(s) found.

You can also try one of the following options:
If you cannot find your player record in the above list, and you think that your details should already be on file, then you can try your search again. Ensure that the details you entered in the search form were correct and that you included your family name (surname) only on the search form. [Search again for your player record.](#)
If you have thoroughly searched through our player database and have not been able to find details of your player record, then you can request an [ipin](#) be created for you. [Request an ipin.](#)

If the player record is the correct one, click the circular button to the left of your name and hit the submit button, which will become active. Please note that if you find any details of your record are incorrect then you can still select your record and continue the registration process but you will need to send an email with a copy of your passport to the ITF detailing the error(s) found with your record along with the correct details. A member of staff will then be able to make the correction(s).



STEP 9

Once you have hit the submit button in Step 8, you will need to confirm your personal details (again, you will need to notify the ITF of any errors as mentioned in Step 8). To do this, tick the box at the bottom of the page and hit the submit button.

Register for your IPIN Membership

Confirm Personal Details

Here are the details we currently hold on file for you.

Full Name	Gunther SIEBERT
Gender	Male
Nation	Germany
Date of Birth	04 April 1926
Town/City	Not on file
County/State	Not on file
Country	Not on file
Current Ranking	Not on file
Last Tournament	35th European International Championships - AUT (Grade 1) 22 Jan 2011 - Main Draw Singles, Final defeated by Angelo SALA (ITA)

Please carefully examine the information above and tick this box to confirm that this is your player record.

Submit

Step 1 Verify Your Email
Step 2 Search for Your Details
Step 3 Select Your Player Record
Step 4 Confirm Personal Details
Step 5 Set Up Account Security
Step 6 Enter Contact Details
Step 7 Select Circuit Category (Optional)
Step 8 Player Welfare Statement
Step 9 Payment

IPIN v4 © International Tennis Federation. [Terms and Conditions](#) [Privacy Policy](#) [Contact Us](#)

STEP 10

You will now need to choose the password that you will use to log in to your IPIN account. Make sure it is something simple that you will always remember.

Register for your IPIN Membership

Security Details

Please enter your security details below.

Email: ig012@itfennis.com

Password: *

Confirm Password: *

Secret Question: Please select *

Secret Answer: *

Submit

Step 1 Verify Your Email
Step 2 Search for Your Details
Step 3 Select Your Player Record
Step 4 Confirm Personal Details
Step 5 Set Up Account Security
Step 6 Enter Contact Details
Step 7 Select Circuit Category (Optional)
Step 8 Player Welfare Statement
Step 9 Payment

IPIN v4 © International Tennis Federation. [Terms and Conditions](#) [Privacy Policy](#) [Contact Us](#)



In case you forget your password in the future, to recover a new password, the ITF will ask you the answer to your secret question. Choose the type of question from the drop-down box, type in your secret answer and hit the submit button.

The screenshot shows the 'Register for your IPIN Membership' page. The 'Security Details' section includes fields for Email (ig012@itftennis.com), Password, Confirm Password, Secret Question (a dropdown menu with options like 'What is your mothers maiden name?'), and Secret Answer. A progress bar on the right lists steps 1 through 9, with 'Step 5 Set Up Account Security' highlighted. The footer contains the IPIN logo, 'international player identification number', and the ITF logo.

STEP 11

The next screen will ask you to enter your contact details. Complete all the required fields and hit the submit button at the bottom of the screen.

The screenshot shows the 'Register for your IPIN Membership' page. The 'Personal Details' section includes fields for Full Name (Lucas SMITH), Gender (Male), Date of Birth (13 September 1956), and Nation (Australia). The 'Contact Details' section includes a field for Primary Residence (Upper Richmond Road 12). A progress bar on the right lists steps 1 through 9, with 'Step 6 Enter Contact Details' highlighted. The footer contains the IPIN logo, 'international player identification number', and the ITF logo.



STEP 12


You will now need to confirm which ITF Circuit you will be registering for.

- The annual IPIN Membership for the ITF NEC Wheelchair Tennis Tour is US\$20, the Juniors Circuit is US\$30 and for the Pro Circuit it is US\$55. The Pro Circuit fee will enable players to also compete on the Junior or Senior Circuit if your current age enables you to be eligible.

PLEASE ENSURE YOU TICK THE CORRECT OPTION.

If you only register for the Juniors or Seniors IPIN and then wish to participate in a Pro Circuit event, you can upgrade to a Pro Circuit IPIN later by logging into your account and paying the upgrade fee.

Hit the “submit” button once you have chosen which IPIN account you would like to register for. Once you have selected “submit” you cannot change your mind, you will need to complete the registration and then either log into your account and upgrade from Junior or Senior to Pro Circuit or contact the ITF if you need to change from Pro Circuit to either Junior or Senior only or if you need to change to/from Wheelchair.

ipin Online Services provided by the International Tennis Federation 

Register for your IPIN Membership

Tennis Category

If you intend to play in ITF Seniors Circuit tournaments (over 35 age category or above), register for the Seniors IPIN Membership by clicking the "ITF Seniors Circuit only" option below.

If you intend to play in any ITF Pro Circuit tournaments (ITF Men's Circuit or ITF Women's Circuit), select the "Seniors and Pro Circuits" option. This option will give you membership for ITF Pro Circuits, which will include Seniors IPIN membership at no additional cost.

Seniors Circuit: US\$0.00 (FREE OF CHARGE)


ITF Pro Circuit and ITF Seniors Circuit: US\$55.00

Submit

Step 1 Verify Your Email
Step 2 Search for Your Details
Step 3 Select Your Player Record
Step 4 Confirm Personal Details
Step 5 Set Up Account Security
Step 6 Enter Contact Details
Step 7 Select Circuit Category (Optional)
Step 8 Player Welfare Statement
Step 9 Payment

EARLY REGISTRATION PERIOD

New Seniors IPIN registrations processed before 31 October 2011 receive their membership FREE OF CHARGE as opposed to the normal cost of 20 US\$ for 2012.

ipin international player identification number 

IPIN v4 © International Tennis Federation. [Terms and Conditions](#) [Privacy Policy](#) [Contact Us](#)



STEP 13

You will now see a Player Welfare Statement – Please read it attentively.

The screenshot shows the IPIN registration interface. At the top left is the IPIN logo and a barcode. To the right is the ITF logo and the text "Online Services provided by the International Tennis Federation". The main content area is titled "Register for your IPIN Membership" and contains a "Player Welfare Statement". The statement is under the heading "1. Agreements of the Player" and contains a declaration of awareness of the Rules of Tennis and various ITF policies. On the right side, there is a vertical progress bar with steps 1 through 9. Step 8, "Player Welfare Statement", is highlighted in grey, indicating the current step.

Tick the box at the end of the page and Click on Confirm

This screenshot shows the "Player Agreement" section. It contains the text: "I, Lucas SMITH, have read, understood, consent and agree to the above agreements of the player (section 1), Anti-Doping Consent (section 2), and Anti-Corruption Consent (section 3), Eligibility for Wheelchair Tennis Players (section 4) (where applicable) and Minor Medical release (section 5) (where applicable)". Below this text is a checkbox with the label "Tick this checkbox to indicate that you have read and accept the IPIN Player Welfare Statement". The checkbox is currently unchecked. A red circle highlights the "Confirm" button located below the checkbox. At the bottom of the page, there is a footer with the IPIN logo, the text "international player identification number", and the ITF logo. Below the footer, there is a small line of text: "IPIN v4 © International Tennis Federation. Terms and Conditions Privacy Policy Contact Us".



STEP 14

Read the terms and conditions specified in full and tick the box at the end to confirm that you agree with them.

our secure payment page to complete your registration.

Registration Details				
Name	Email	IPIN Membership Dates	IPIN Membership	Registration Fee
Lucas SMITH	ig011@itftennis.com	11 May 2011 to 31 Dec 2012 (EARLY REGISTRATION PERIOD)	Seniors Circuit	US\$0.00 (FREE OF CHARGE)

Terms and Conditions

The following Terms and Conditions apply to your use of the IPIN Online Service (the Website at ipin.itftennis.com) and to your purchase of/application for an IPIN Membership from the International Tennis Federation (together the IPIN Services).

In case of discrepancy between the English, French or Spanish versions of these Terms & Conditions, or any other content within the Website, the English version shall prevail.

1. INTRODUCTION

1.1 These services are operated by ITF Licensing (UK) Limited ("the ITF") of Bank Lane, Roehampton, London, SW15 5XZ, United Kingdom. Our company registration number is 2584446, and our VAT number is GB726079327.

1.2 These Terms and Conditions shall apply to any legal or natural person accessing this site or using the service provided.

1.3 Access to, and use of, the services are at all times at the sole discretion of the ITF and the service is only available to a User with the consent of the ITF. The ITF can withhold consent to your use of this site at any time notwithstanding that you may have made previous use of the service.

Please check this box to indicate you have read and accepted the Terms and Conditions relating to your use of the ipin Online Service.

Payment Method

**** FREE OF CHARGE ****
There is no charge for this IPIN membership at the current time

Step 6 Enter Contact Details
Step 7 Select Circuit Category (Optional)
Step 8 Player Welfare Statement
Step 9 Payment

Please confirm the Terms & Conditions by ticking the box and then pressing 'Confirm'.



STEP 15

You will now need to make your payment. Once your payment has been processed you will receive an automated email confirming payment.



STEP 16

If you receive the message below, congratulations, you have now successfully registered for your IPIN.



Online Services provided by the International Tennis Federation

Register for your IPIN Membership


Registration Completed

Your IPIN registration has been successfully submitted for processing. You will now receive confirmation of your IPIN membership by email.

Please ensure that you keep a record of your **ipin** and the password, which you supplied during the registration process, as you will require these details in order to use the **ipin** Online Service.

Thank you for registering for **ipin** Membership.

[Return to the IPIN home page](#)

ipin international player identification number 

IPIN v4 © International Tennis Federation. [Terms and Conditions](#) [Privacy Policy](#) [Contact Us](#)

You should also receive an automated e-mail similar to the one below within the next 24 hours to confirm that your registration has gone through.

Cc:

Subject: UAT TESTING ONLY, PLEASE IGNORE OTHERWISE - IPIN Membership - Registration Confirmation [DO NOT DELETE]

Dear Lucas

You have successfully registered for your IPIN Membership and now have access to the IPIN Online Service. Your membership details appear below.

IPIN: SMI1300261

Given Name: Lucas

Family Name: SMITH

Email Address: ig011@itftennis.com

Registration Date: 11 May 2011

Expiry Date: 31 Dec 2012

IPIN Membership: Seniors Circuits

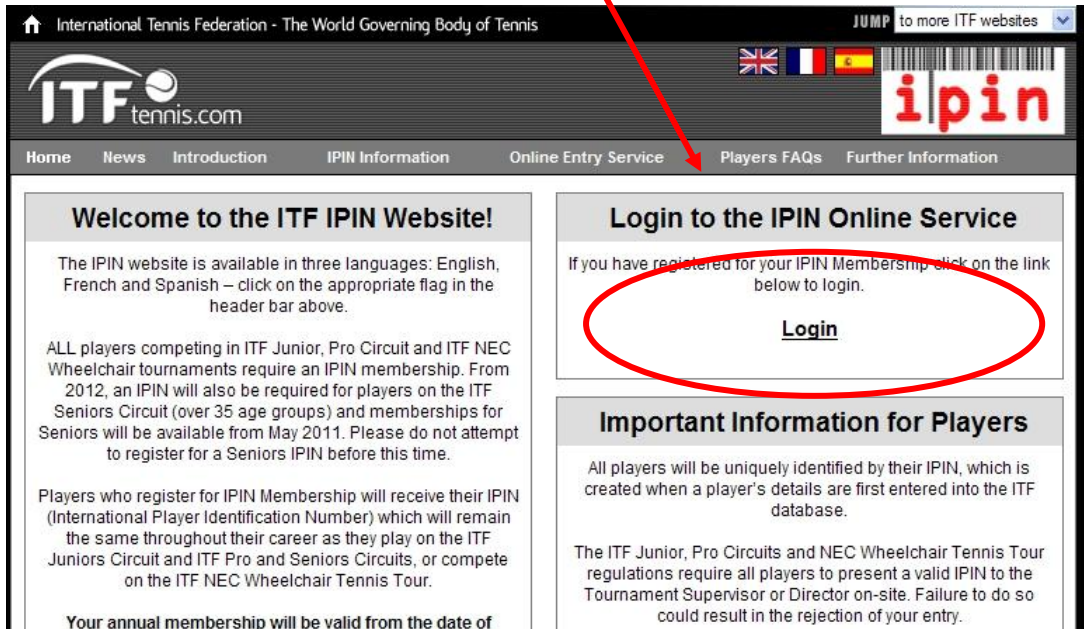
Payment Reference: N/A

Amount Owed: USD 0.00



STEP 17

When you receive the confirmation e-mail that your IPIN has been registered, go to the ITF IPIN website – www.itftennis.com/ipin to log into your account



When you reach the login page, input your IPIN and password and hit the “submit” button to log into your account where you will be able to manage your schedule, view the latest tournament calendar, any circuit announcements, etc and check on various Rules & Regulations documents including a list of Frequently Asked Questions (FAQs) which we recommend you look through before contacting the ITF as you are likely to find the answer to your question here.

Once again, if you experience any technical problems with your IPIN account, please contact the relevant ITF department via e-mail listed below

The ITF Juniors Department email: ipinjuniors@itftennis.com

The ITF Pro Circuit Department email: ipin@itftennis.com

The ITF Wheelchair Department email: ipinwheelchair@itftennis.com

The ITF Seniors Department email: ipinseniors@itftennis.com

All other queries should be directed to each department directly via “contact us” option on departmental pages at www.itftennis.com

You may also be interested in following the ITF Pro Circuit on both Facebook and Twitter

Facebook: www.facebook.com/ITFprocircuits

Twitter: www.twitter.com/ITFprocircuit